

Latin America Power Map

Who holds power in Latin America — and which way it is moving. Every day.

POWER SHIFTS · SINCE YESTERDAY

▲ Brazil +2

▲ Mexico +2

▲ Argentina +2

▲ Chile +2

▲ Colombia +2

A right-of-center wave is cresting across Latin America: Kast governs Chile, Fujimori is Peru's president-elect, De la Espriella won Colombia, and Bolivia's Paz is courting Washington. Meanwhile Venezuela reels from catastrophic twin earthquakes, Cuba's grid keeps collapsing, and Lula and Sheinbaum anchor a shrinking pragmatic-left bloc against a Trump-aligned tide.

STRONGEST TODAY

1	Brazil	82	▲
2	Mexico	72	▲
3	Argentina	71	▲

WEAKEST TODAY

12	Ecuador	37	▲
13	Venezuela	29	▼
14	Bolivia	19	▲

The Power Board

Fourteen nations, ranked by power — with today's move and the thirty-day trend.

SINCE YESTERDAY Ecuador's electoral council said it will rule next week on two recall petitions against Noboa, and Petro pledged to Lula a peaceful August 6 handover to De la Espriella. Cuba shifted Havana to circuit-based blackout management amid record power deficits, while Chile's Kast hosted Boric at a bicentennial ceremony marked by rare republican comity.

#	COUNTRY & LEADER	POWER · TODAY	30-DAY	POWER SIGNATURE <small>Mkt-Co-Def-Pres-Inst-Coh-Soft-Narr-Pride</small>	WHAT'S MOVING
1	Brazil LULA	82 ▲ +2			Petro phones Lula to pledge a peaceful Colombian transition
2	Mexico SHEINBAUM	72 ▲ +2			Sheinbaum touts investment strength despite IMF growth downgrade
3	Argentina MILEI	71 ▲ +2			Country risk hits an era-low after the 2027 financing plan
4	Chile KAST	66 ▲ +2			Kast hosts Boric at the Presidency's bicentennial
5	Costa Rica FERNÁNDEZ	55 ↔ ±0			Fernández pushes a hardline anti-crime legislative package
6	Colombia DE LA ESPRIELLA	54 ▲ +2			Petro pledges a peaceful August 6 handover to De la Espriella
7	Peru KEIKO FUJIMORI	48 ▲ +2			Fujimori proclaimed president-elect ahead of July 28 inauguration
8	Panama MULINO	47 ↔ ±0			Mulino pivots to a jobs-focused second phase of government
9	Uruguay ORSI	47 ▼ -2			Orsi dogged by a fresh personal-tax and property controversy
10	Cuba DÍAZ-CANEL	40 ▲ +2			Grid collapses again as Havana shifts to circuit-based blackouts
11	Paraguay PEÑA	38 ▲ +1			Peña plans a late-July regional tour after his third annual report
12	Ecuador NOBOA	37 ▲ +1			Electoral council to rule next week on two recall petitions
13	Venezuela DELCY RODRÍGUEZ (ACTING)	29 ▼ -1			Post-earthquake humanitarian crisis deepens with US troops present
14	Bolivia PAZ	19 ▲ +2			Paz deepens a pro-Washington pivot amid unrest

Power Index 0–100, with today's move · ■ Market · Companies · Defense · Presidency · Institutions · Cohesion · Soft power · Narrative · Pride

Country power profiles

How each nation's nine powers stack up — 1 of 4.

1 Brazil

LULA 82 ▲ +2

Market	4
Companies	5
Defense	5
Presidency	4
Institutions	3
Cohesion	3
Soft power	5
Narrative	4
Pride	4

Lula received a call from outgoing Colombian President Petro, who confirmed he will leave office August 6 and back a peaceful transfer. Lula continues juggling a tense tariff standoff with Washington while cultivating regional left ties.

STANDS WITH China · BRICS · the Global South

2 Mexico

SHEINBAUM 72 ▲ +2

Market	4
Companies	4
Defense	3
Presidency	4
Institutions	2
Cohesion	3
Soft power	4
Narrative	4
Pride	4

After the IMF cut Mexico's growth forecast, Sheinbaum insisted there is 'no uncertainty' for investment and highlighted record FDI and trade with the US. She continues pressing on the US-MECA review and the 'El Mayo' Zambada capture questions.

STANDS WITH United States · the Morena bloc

3 Argentina

MILEI 71 ▲ +2

Market	4
Companies	3
Defense	3
Presidency	4
Institutions	3
Cohesion	3
Soft power	4
Narrative	5
Pride	4

Milei used the July 9 Independence Day address in Tucumán to tout fiscal balance and covered debt payments through 2027, as country risk fell to its lowest in his tenure. He set electoral reform, fiscal amnesty and energy-subsidy targeting as immediate priorities.

STANDS WITH Trump · Musk · Bukele · Bolsonaro

4 Chile

KAST 66 ▲ +2

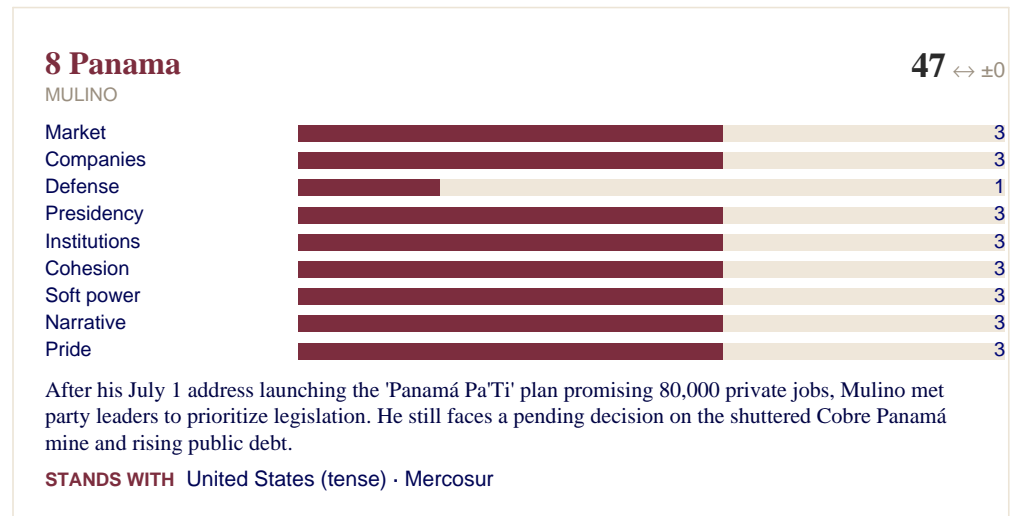
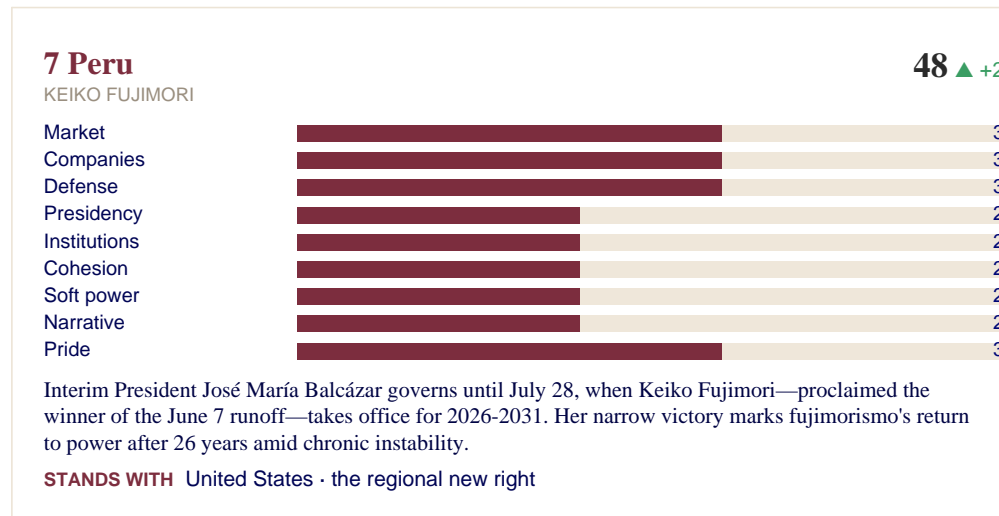
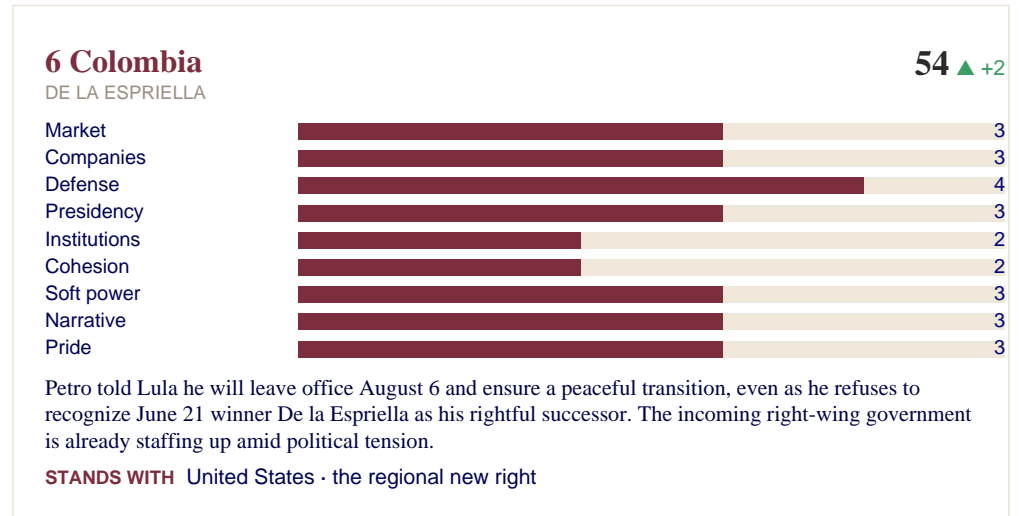
Market	4
Companies	4
Defense	4
Presidency	4
Institutions	5
Cohesion	4
Soft power	3
Narrative	4
Pride	4

President Kast marked 200 years of the Chilean presidency by hosting predecessor Boric in a rare gesture of republican continuity across a deep ideological divide. Kast, in office since March, is advancing a contested tax and security 'megarreforma.'

STANDS WITH the regional new right · United States

Country power profiles

How each nation's nine powers stack up — 2 of 4.




Country power profiles

How each nation's nine powers stack up — 3 of 4.

9 Uruguay

47 ▼ -2

ORSI



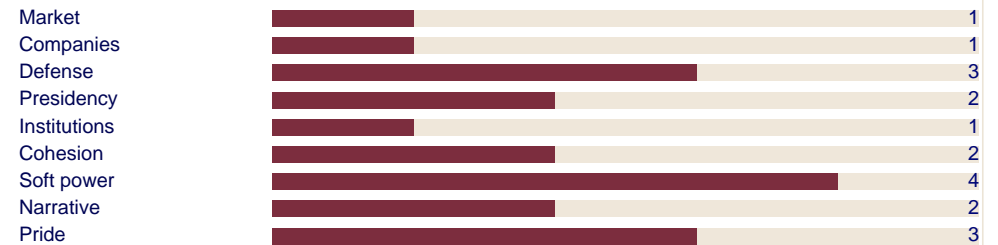
A new investigation found Orsi owed a small education tax and had unregistered home improvements, extending a run of personal-finance controversies after his discounted-truck flap. His approval has slipped in regional rankings even as he defends his budget bill's social focus.

STANDS WITH China (trade) · Mercosur · the moderate left

10 Cuba

40 ▲ +2

DÍAZ-CANEL



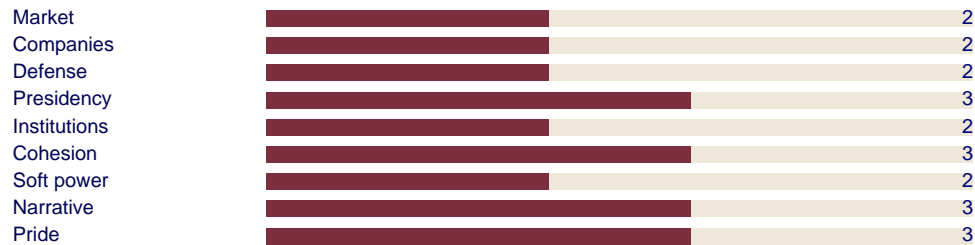
Díaz-Canel toured Havana as the utility abandoned block-based rationing for circuits following the July 6 nationwide blackout—the third of 2026—and a record deficit, with some neighborhoods dark over 30 hours. He blames a US 'energy blockade' while announcing no structural fix.

STANDS WITH Venezuela · China · Russia

11 Paraguay

38 ▲ +1

PEÑA



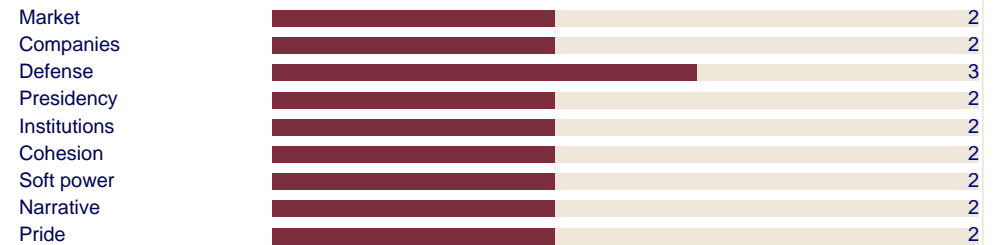
Peña, who conceded he is 'not satisfied' despite 6.6% growth and falling poverty, is preparing to attend Peru's July 28 inauguration and then visit Ecuador. He continues touting security gains and new export markets.

STANDS WITH United States · Taiwan · the regional right

12 Ecuador

37 ▲ +1

NOBOA

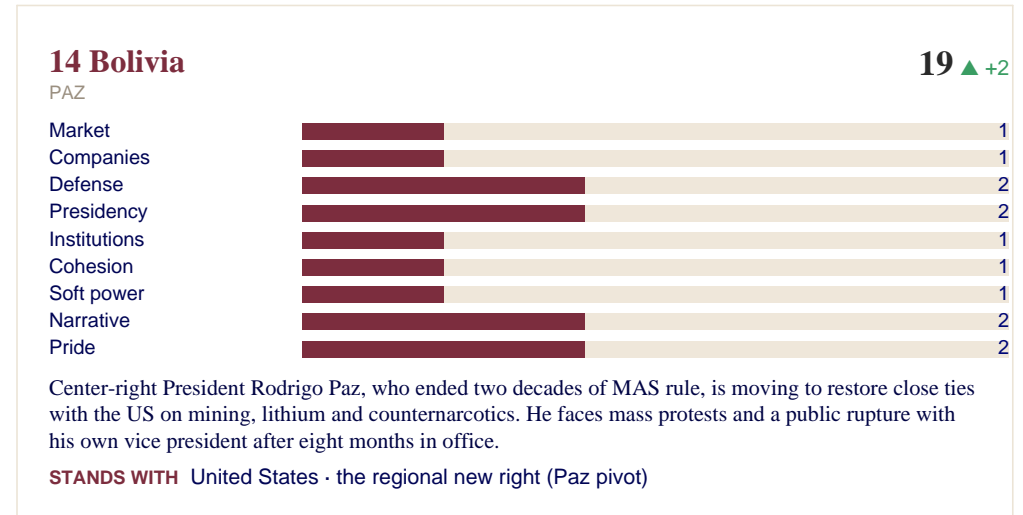
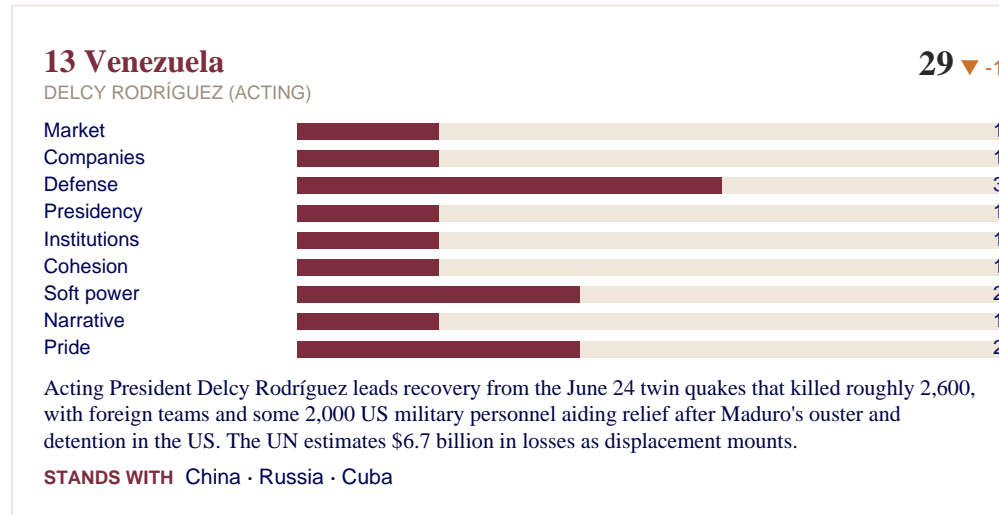


The CNE said it will decide next week whether to admit two petitions to recall Noboa, as protests mount and his approval sits near 27%. The president's team casts the recall drive as a destabilization effort.

STANDS WITH United States (security)

Country power profiles

How each nation's nine powers stack up — 4 of 4.



Who's gaining, who's losing

This week's shifts in the power balance.

▲ GAINING POWER

+7	Argentina	Country risk hits an era-low after the 2027 financing plan
+3	Bolivia	Paz deepens a pro-Washington pivot amid unrest
+2	Panama	Mulino pivots to a jobs-focused second phase of government
+2	Cuba	Grid collapses again as Havana shifts to circuit-based blackouts
+2	Venezuela	Post-earthquake humanitarian crisis deepens with US troops present
+1	Paraguay	Peña plans a late-July regional tour after his third annual report

▼ LOSING POWER

-4	Uruguay	Orsi dogged by a fresh personal-tax and property controversy
-1	Mexico	Sheinbaum touts investment strength despite IMF growth downgrade
-1	Chile	Kast hosts Boric at the Presidency's bicentennial
-1	Costa Rica	Fernández pushes a hardline anti-crime legislative package
-1	Colombia	Petro pledges a peaceful August 6 handover to De la Espriella
-1	Ecuador	Electoral council to rule next week on two recall petitions

WHY THIS IS A MAP, NOT A LIST Power is volatile — it builds for months and can vanish in a week. So the Power Map is built to move: every score carries today's shift and a thirty-day trend, and this page tracks who is gaining and losing over the week and month.

The friends-and-rivals map

Two camps now organise the region — and the nations caught in between.

WASHINGTON · SILICON VALLEY

the new right

BEIJING · BRICS

the old & hard left



Milei's world

Washington · Silicon Valley

Argentina Milei

Chile Kast

Paraguay Peña

Ecuador Noboa

Costa Rica Fernández

Panama Mulino

Colombia De la Espriella

Peru Keiko Fujimori

Bolivia Paz

Patrons abroad — Trump · Musk · Bukele · Bolsonaro · Israel

In play

Non-aligned · pragmatic

Mexico Sheinbaum

Uruguay Orsi

Lula's world

Beijing · BRICS

Brazil Lula

Venezuela Rodríguez

Cuba Díaz-Canel

Patrons abroad — Xi / China · Russia · BRICS

How we read power

The nine powers behind every score.

The nine powers

WHAT THE POWER INDEX IS BUILT FROM

Market —

Companies —

Defense —

Presidency —

Institutions —

Cohesion —

Soft power —

Narrative —

Pride —

Sources & method

HOW THE NUMBERS ARE MADE

The Power Index is built from nine fixed structural scores (economic weight, military capacity, demographic size, institutional stability, resource base, diplomatic reach, and related metrics), computed separately from this daily narrative.

Alliances and axis placement are mapped only from documented ties—summits, treaties, state visits, trade pacts and on-record statements—never from inference or ideological assumption.

The Latin America Power Map is editorial analysis from The Rio Times. It is not investment advice.

The data behind the rankings

Thirty international benchmarks — the evidence under every score. Data appendix · 1 of 6.

1 · MARKETS & MONEY

#	COUNTRY	Equity	FX /USD	Policy %	Inflation %	Risk bp
1	Brazil	172,742	5.12	14.25	4.7	197
2	Mexico	66,107	17.5	6.50	3.6	233
3	Argentina	3.12M	1,488	29.00	32.6	616
4	Chile	10,812	928	4.50	4.0	102
5	Colombia	2,260	3,282	12.00	5.7	282
6	Panama	—	1.00	—	0.9	159
7	Costa Rica	—	450	3.25	-1.6	165
8	Uruguay	—	40.3	5.75	3.2	78
9	Venezuela	—	709	58.91	612†	6,371
10	Paraguay	—	6,061	5.50	2.3	129
11	Peru	58,096	3.40	4.25	4.0	139
12	Ecuador	—	1.00	7.02	2.3	506
13	Bolivia	—	9.85	6.24	14.2	561
14	Cuba	—	n/a	2.25	14.7	n/a

Rio Times feed, central banks, JPMorgan EMBI

The data behind the rankings

Thirty international benchmarks — the evidence under every score. Data appendix · 2 of 6.

2 · ECONOMY

#	COUNTRY	GDP \$bn	Per cap \$	Growth %	Unemp %	Reserves \$bn
1	Brazil	2,130	10,686	+1.9	6.0	367.6
2	Mexico	1,864	13,741	+0.6	2.6	256.3
3	Argentina	684	14,355	+3.5	7.4	32.7
4	Chile	344	17,735	+2.4	8.5	51.5
5	Colombia	438	8,623	+2.3	8.0	66.6
6	Panama	92	19,814	—	10.4	n/a
7	Costa Rica	103	19,162	—	6.3	20.9
8	Uruguay	80	24,549	—	7.5	18.6
9	Venezuela	109†	3,736†	+4.0†	35.6	13.3
10	Paraguay	46	7,692	+4.2	5.2	9.4
11	Peru	323	9,911	+2.8	5.9	101.0
12	Ecuador	126	7,199	+2.5	3.1	10.5
13	Bolivia	56	5,107	-3.3	3.3	0.15
14	Cuba	n/a	n/a	n/a	n/a	n/a

IMF WEO 2025/26, ECLAC, Trading Economics

The data behind the rankings

Thirty international benchmarks — the evidence under every score. Data appendix · 3 of 6.

3 · PUBLIC FINANCES & OPENNESS

#	COUNTRY	Debt %	Fiscal %	Curr acct %	S&P;	Econ free	
1	Brazil		76.5	-8.1	-3.0	BB	55.1
2	Mexico		49.7	-4.9	-0.4	BBB	61.3
3	Argentina		83.2	-0.4	-1.1	CCC+	54.2
4	Chile		41.7	-2.8	-2.3	A	73.2
5	Colombia		61.3	-5.7	-2.4	BB-	59.8
6	Panama		56.6	-3.7	+0.3	BBB-	65.5
7	Costa Rica		74.2	-3.4	-0.7	BB	68.6
8	Uruguay		70.3	-3.4	-0.5	BBB+	70.2
9	Venezuela		164†	-5.8	+2.6	n/r	27.6
10	Paraguay		45.2	-1.7	-3.5	BBB-	65.2
11	Peru		30.2	-2.4	+3.1	BBB-	65.9
12	Ecuador		50.6	-2.9	+5.8	B-	55.8
13	Bolivia		95.0	-11.6	-1.9	CCC-	44.1
14	Cuba		n/a	n/a	n/a	n/r	25.4

IMF, S&P Global, Heritage 2025

The data behind the rankings

Thirty international benchmarks — the evidence under every score. Data appendix · 4 of 6.

4 · INSTITUTIONS

#	COUNTRY	Rule of law	Ctrl corr.	CPI 2024	V-Dem	Press free.	
1	Brazil		-0.45	-0.41	34	0.70	63.8
2	Mexico		-1.15	-0.94	26	0.22	45.6
3	Argentina		-0.25	-0.33	37	0.52	56.1
4	Chile		0.69	1.11	63	0.78	62.3
5	Colombia		-0.56	-0.29	39	0.56	49.8
6	Panama		-0.26	-0.55	33	0.58	66.8
7	Costa Rica		0.62	0.68	58	0.81	73.1
8	Uruguay		0.95	1.53	76	0.79	65.2
9	Venezuela		-2.20	-1.59	10	0.04	29.2
10	Paraguay		-0.58	-1.02	24	0.38	56.8
11	Peru		-0.51	-0.72	31	0.51	42.9
12	Ecuador		-0.97	-0.78	32	0.39	53.8
13	Bolivia		-1.27	-1.00	28	0.35	54.1
14	Cuba		-0.62	-0.23	41	0.06	26.0

World Bank WGI 2024, TI 2024, V-Dem 2025, RSF 2025

The data behind the rankings

Thirty international benchmarks — the evidence under every score. Data appendix · 5 of 6.

5 · SOCIETY

#	COUNTRY	Gini	Poverty %	HDI	Pop (m)	Fragile St.	
1	Brazil		51.6	23.1	0.786	213.6	70.3
2	Mexico		43.5	29.6	0.789	133.0	69.0
3	Argentina		42.4	38.1	0.865	46.0	44.2
4	Chile		43.0	6.5	0.878	19.9	41.1
5	Colombia		53.9	31.8	0.788	53.9	75.6
6	Panama		49.7	21.7	0.839	4.6	47.7
7	Costa Rica		45.8	20.3	0.833	5.2	39.4
8	Uruguay		40.9	17.3	0.862	3.4	33.7
9	Venezuela		44.7†	n/a	0.709	28.6	89.0
10	Paraguay		44.4	20.1	0.756	7.1	61.5
11	Peru		40.1	27.6	0.794	34.9	72.0
12	Ecuador		45.2	28.0	0.777	18.4	68.0
13	Bolivia		42.1	37.7	0.733	12.7	69.4
14	Cuba		38.0†	n/a	0.762	10.9	59.1

World Bank, UNDP 2025, UN WPP 2024, FFP 2024

The data behind the rankings

Thirty international benchmarks — the evidence under every score. Data appendix · 6 of 6.

6 · SECURITY & DEFENSE

#	COUNTRY	Homicide	Org-crime	Mil %	Firepower	Active
1	Brazil	19.3	6.77	0.97	11	376k
2	Mexico	24.9	7.57	0.62	36	387k
3	Argentina	4.5	5.00	0.37	32	108k
4	Chile	6.3	5.18	1.58	49	80k
5	Colombia	24.9	7.75	3.36	43	429k
6	Panama	11.7	6.98	—	135	16k
7	Costa Rica	17.7	5.53	—	n/a	n/a
8	Uruguay	11.2	3.22	2.31	97	24k
9	Venezuela	12.6†	6.72	—	51	109k
10	Paraguay	6.8	7.52	0.93	81	16k
11	Peru	8.6	6.40	0.91	50	120k
12	Ecuador	45.7	7.07	2.22	72	41k
13	Bolivia	4.4	4.95	1.37	82	40k
14	Cuba	4.5†	3.37	—	65	50k

UNODC, GI-TOC, SIPRI 2024, Global Firepower 2026